

2022 HALF YEAR RESULTS

September 2022

WORLD LEADER IN
CAR PARKING,
INDIVIDUAL MOBILITY SOLUTIONS,
AND CITY SERVICES



Disclaimer

The information in this presentation has been included in good faith but is for general informational purposes only. All reasonable care has been taken to ensure that the information contained herein is not untrue or misleading. It should not be relied on for any specific purpose and no representation or warranty is given with regards to its accuracy or completeness. This presentation should be read together with the information on Indigo Group S.A. published by it on its website at www.group-indigo.com

This document does not constitute or form part of any offer or invitation to sell or issue, or any solicitation of any offer to purchase or subscribe for any securities. Its making does not constitute a recommendation regarding any securities. Nothing herein may be used as the basis to enter into any contract or agreement

This presentation may contain forward-looking objectives and statements about Indigo Group's financial situation, operating results, business activities and expansion strategy. Although these objectives and statements are based on reasonable assumptions, they are subject to numerous risks and uncertainties, including matters not yet known to us or not currently considered material by us, and there can be no assurance that anticipated events will occur or that the objectives set out will actually be achieved. All forward-looking statements are management's present expectations of future events and are subject to a number of factors and uncertainties that could cause actual results to differ materially from those described in the forward-looking statements. The information is valid only at the time of writing and Indigo Group does not assume any obligation to update or revise the objectives on the basis of new information or future or other events, subject to applicable regulations. Additional information on the factors and risks that could have an impact on Indigo Group's financial results is contained in the documents filed by Indigo Group with the French securities regulator (AMF) and available on its website at www.group-indigo.com

Neither Indigo Group nor any affiliates or their officers or employees shall be liable for any loss, damage or expense arising out of any access to or use of this presentation, including, without limitation, any loss of profit, indirect, incidental or consequential loss

This distribution is addressed to analysts and to institutional or specialized investors only. No reproduction of any part of the presentation may be sold or distributed for commercial gain nor shall it be modified or incorporated in any other work, publication or site, whether in hard copy or electronic format

Reported financial figures

Details on the data presented by the Indigo Group

As part of its communication through various media such as its website www.indigo-group.com, Indigo Group S.A. (the "Company") presents consolidated financial, operational, HR and environmental data under different formats or perimeters. These differences, motivated by the desire to give a more complete view of the activities of the INDIGO Group (the "Group"), are linked in particular to the existence of joint-ventures, companies in which the Group holds a significant share of the capital of no more than 50% and over which it does not exercise exclusive control. These joint-ventures are mainly located in Colombia (with City Parking SA held at 50%), in Switzerland (with Parking du Centre - Flon S.A. - previously named Indigo Suisse S.A. - held at 50%), in Belgium (with ParcBrux held at 50%), or in France (with Smovengo S.A.S., held at 40.49%); a full list of consolidated joint ventures can be found in the notes to the Company's consolidated accounts

This note summarizes the way in which this subject is dealt with in the Group's various communication media. For more details, the reader is invited to refer to the relevant materials and in particular to the notes to the Company's consolidated financial statements and to its non-financial performance statement (the *Déclaration de Performance Extra-Financière* or "DPEF")

Financial data

- The Group's statutory consolidated financial statements are prepared in accordance with IFRS, with joint-ventures being consolidated using the equity method. In order to provide a more economic view of the substance of the Group, the Company also reports certain financial data (such as revenue, EBITDA and net debt) under a "Global Proportionate" format, which is defined as IFRS consolidated data adjusted for the Group's share of the contribution of its activities in the joint-ventures, as if the joint-ventures were proportionately consolidated
- *Free Cash-Flow*: for the same reason, the Group uses Free Cash-Flow – which is a measure of cash-flow from recurring operating activities – as a performance indicator. It equals EBITDA less disbursements related to fixed fees as part of concession and lease contracts, the change in the working capital requirement and current provisions, maintenance expenditure and any other operating items that have a cash impact but that are not included in EBITDA. A reconciliation with the figures in the consolidated cash-flow statement is presented in Note 8 "Notes to the cash flow statement" of the consolidated financial statements ended 30 June 2022
- *Cash Conversion Ratio*: provides useful information to investors to assess the proportion of EBITDA that is converted into Free Cash-Flow and therefore available for development investments, payments of tax, debt servicing and payments of dividends to shareholders

Operational data

The Group presents certain operational data (such as the number of countries and cities in which it is present, the number of parking spaces and car parks managed, or the number of employees) on the basis of a global view that includes 100% of the data relating to the joint-ventures, as if they were fully consolidated and not accounted for using the equity method, as the data concerned is difficult to reduce to the Group's share in the joint-ventures

Contents

1.	Strategy	4
2.	H1 2022 Highlights	9
3.	Financial performance	15
4.	Financial policy	23
5.	Conclusion	27
6.	Appendix	29

1. Strategy

- | | |
|--|---|
| 1.1. Solid strategic and financial position | 5 |
| 1.2. Diversified parking offer mitigating crisis impacts | 6 |
| 1.3. Robust infrastructure model | 7 |
| 1.4. Group's organization | 8 |

1.1. Solid strategic and financial position

Strategic focus



A new Purpose & strategic plan on track

- New purpose "**Opening space for peaceful city motion**". It embodies the Group's full commitment to its role in the city of tomorrow
- **Two business lines** have been developed: Parking and Urban Services & Mobility Solutions



Geographical refocus & upsides

- Geographical **refocus on infrastructure countries** where the Group holds a controlling position and sees opportunity to become a major infrastructure player
- Business combination in Brazil between PareBem and Administradora Geral de Estacionamento ("AGE"), Indigo Group's Brazilian subsidiaries
- Exit from the US market with the sale of our interests in Indigo Infra Hoboken LLC, owner of the Hudson Tea carpark in Hoboken
- Exit from China market following the sale of our 40% interest in SUNSEA-INDIGO HK Ltd

Financial focus



Strong financial position

- **Fast recovery back to 2019** levels with the vaccination campaign and the lift of mobility restrictions
- **Strong EBITDA growth** (+51.8%) at constant forex and on a proforma perimeter in comparison with H1 2021 on a Global Proportionate basis
- **Positive Net Income** of €18.0m on an IFRS basis in H1 2022



Secured liquidity and financing

- **Active and flexible debt management** with the partial buy-back of the €650m bond due in 2025 and the refinancing of the existing 300m€ revolving credit facility with extended maturity in 2027
- **Strong liquidity** with a net cash position of €178m as of 30 June 2022 and €300m of committed RCF and no bond refinancing need before 2025
- **Improvement of the outlook from stable to positive and confirmation of the BBB-** by S&P highlighting the resilience of the Group's model and the intention to protect the rating

Consequences of the war in Ukraine



Limited exposure to the current geopolitical situation

- The Group does not operate any activities in Russia. It sold its sole Russian car park in April 2018
- Tariff indexation in our contracts based on CPI and energy prices
- As forecasted by S&P Global Ratings¹, in the current geopolitical and geoeconomics situation the rise in energy costs should have no or modest impact on the Transportation Infrastructure players like Indigo Group. Regarding volumes, the increase of energy prices is expected to have limited impacts on hourly traffic as it did not significantly impact the Group in the past
- No need for debt issue in volatile market conditions

Strong infrastructure model and financial position that have been proving robustness and resilience of Indigo Group

Note

1. *Russia-Ukraine Conflict - Implications For European Corporate And Infrastructure Sectors*, March 16th 2022, S&P Global Ratings

1.2. Diversified parking offer mitigating crisis impacts

1 Geographic diversification

- Indigo is strategically implemented in more than **9 countries¹**, spread out over **3 continents**
- This diversified exposure enables Indigo to **limit its geographical risk**
- Indigo generates **50% of its GP revenue² outside France**

2 Segment diversification

- Indigo generates its revenue³ from **various segments**, with a **strong focus on City Center (66%)**
- **Exposure to the segments the most impacted to the pandemic** (Transport, Hotels & Restaurants, etc.) is **limited** and located primarily in North-America, where there is little to no traffic risk

3 Revenue diversification



- **The Group performance depends on different types of revenue^{2,4}:**
 - The hourly traffic, accounting for 44% in European countries
 - The subscriptions, accounting for 30% in European countries
 - Other type of revenues (26%) in European countries, including notably on-street revenue

4 Contract diversification

- Indigo strategy focuses **mainly on infrastructure contracts (85% of EBITDA⁵) with strong profitability**
- They are mainly located in European countries (83% of the EBITDA⁵)
- Non-infrastructure contracts (15% of EBITDA⁵) are mainly located in the Americas, with low demand-risk

Indigo Group geographic footprint^{1,6}

Main business model

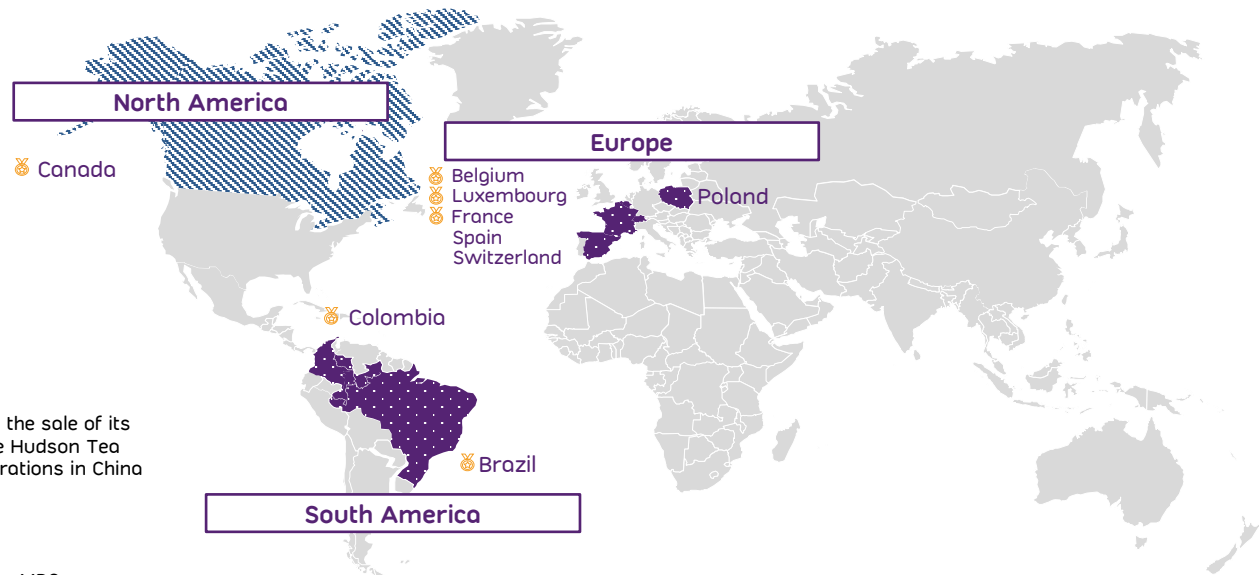
-  Infrastructure business
-  No infrastructure business

Market position

-  Top 3 leaders

Notes

1. Geographic footprint as of September 2022. Following the sale of its interests in SUNSEA-INDIGO HK and the disposal of the Hudson Tea parking lot in Hoboken, Indigo Group has no more operations in China and in the United States
2. 2021 GP Revenue excluding MDS
3. 2021 IFRS Revenue excluding MDS
4. European countries outside Poland
5. 2021 GP EBITDA before IFRS 16 treatment and excluding MDS
6. Colombia is held under joint venture

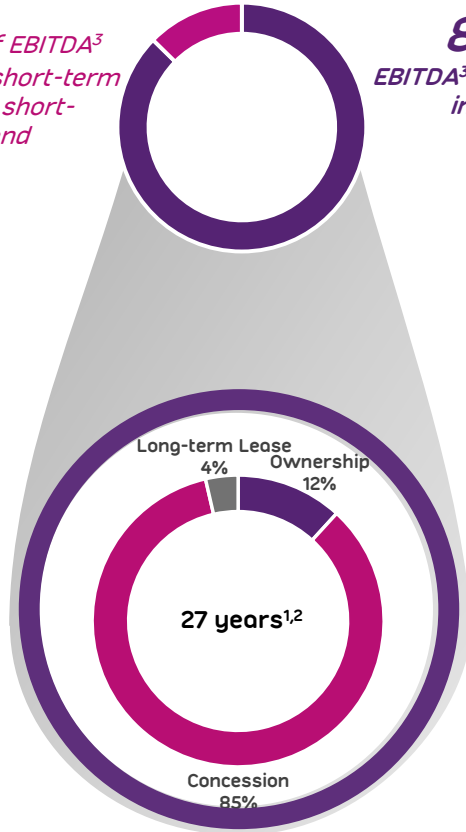


1.3. Robust infrastructure model

27 years^{1,2} of average remaining maturity at the end of 2021

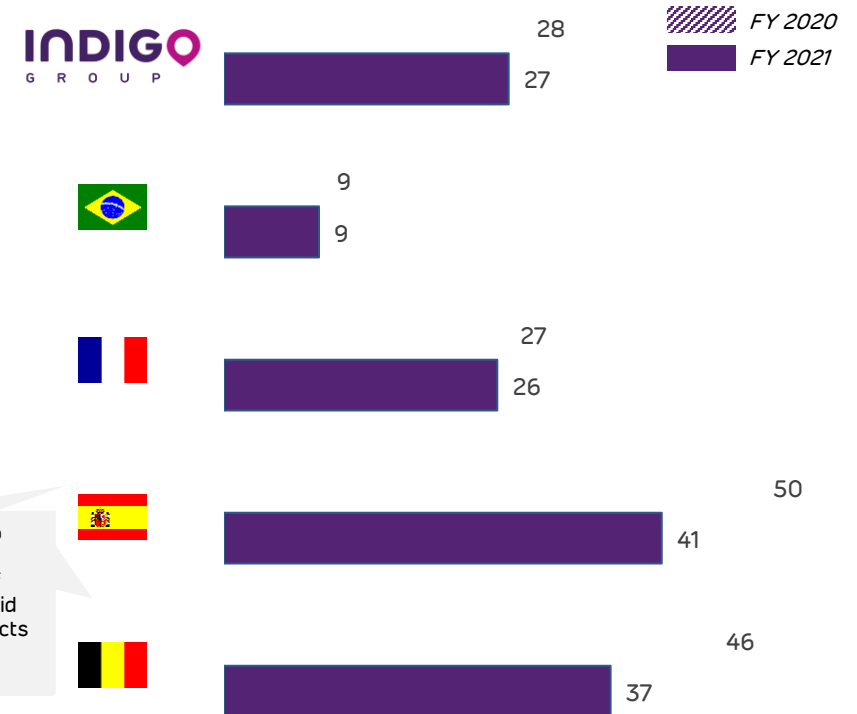
2021 EBITDA³ breakdown by contract type

15.0% of EBITDA³ comes from short-term contracts, i.e. short-term leases and management contracts



85.0% of EBITDA³ comes from infrastructure business⁴

2021 average remaining maturity of infrastructure business^{1,2}



The variations from 2020 to 2021 in term of duration are mainly due to the change of performance due to the Covid Pandemic of existing contracts rather than the change of perimeter

Notes

1. Weighted average residual maturity of infrastructure business based on Global Proportionate normative Free Cash-Flow in 2021, assuming a 99-year duration for ownership and exercise of options for long-term leases with renewal at Indigo's discretion, excluding car parks under construction but not yet operating
2. Infrastructure means ownership, concessions and long-term leases (including 99-year duration for ownership and exercise of options for long-term leases with renewal at Indigo's discretion)
3. 2021 Global Proportionate EBITDA before IFRS 16 treatment and excluding MDS
4. 91% of the 2021 IFRS EBITDA before IFRS 16 treatment and excluding MDS is generated by the infrastructure business

1.4. Group's organization



2. H1 2022 Highlights

2.1. Performance in H1 2022	10
2.2. Key corporate milestones	11
2.3. Key wins in H1 2022	12
2.4. Business combination with PareBem	14

2.1. Performance in H1 2022

H1 2022 shows a strong growth¹ in Revenue and EBITDA


			<i>Change with H1 2021¹</i>	<i>Change at constant Forex¹</i>
Global Proportionate	Revenue	€344.5m	29.7%	27.8%
	EBITDA	€175.6m	+53.3%	+51.8%
	EBITDA margin	51.0%	+786bps	+804bps
IFRS	Financial leverage ²	5.9x	+0.0x	
	Free Cash Flow ³ generation	€88.4m	+13.0%	
	Cash conversion ratio	52.2%	70.2%	

Notes

- H1 2021 figures are restated of the disposal of our interest in LAZ Korp Associates LLC
- In Global Proportionate, the leverage amounted to 5.9x based on LTM Proforma EBITDA of 353.6 million euros as of 30 June 2022
- Free Cash Flow = EBITDA – other P&L cash items – change in WCR – fixed royalties and fixed leases – maintenance capex

Decrease between H1 2021 and H1 2022 is explained by working capital optimization that was made possible during the Covid-19 crisis

2.2. Key corporate milestones



In accordance with the agreements signed in June 2021, Indigo Group acquired firstly the off-street parking activities of Transdev Group and secondly the parking concessions and long-term leases portfolio of Covivio



As part of its active debt management and to take advantage of favorable market conditions, Indigo successfully bought back €121.5 million of its €650 million bond maturing in 2025. Additionally, two NSV of €25m and €10m have been issued in May 2022 with a maturity of respectively 10-year and 14-year



On 21 June 2022, OPnGO officially became Indigo Neo. In the coming months, Indigo Neo services will enable all modes of transport to fully enjoy the city. Both in the street and in car parks, Indigo Neo solutions for motorbikes, bicycles, electric, hybrid or rechargeable vehicles, and much more



Indigo & Patria signed an agreement for the business combination of their car parking activities in Brazil between AGE, Indigo Group's Brazilian subsidiary, and PareBem. Indigo Group will, through a limited partial cash-out, be the controlling shareholder of the combined entity



S&P Global Ratings improved its outlook of Indigo Group from stable to positive and affirmed the BBB-. This rating action reflects the 2021 outperformance compared to the S&P expectations published on 14 July 2021 in terms of FFO/debt and debt/EBITDA adjusted ratios that went back to pre-pandemic level and the fast recovery of the traffic



As part of its strategy to focus on countries where it holds a significant position, Indigo, through its Chinese subsidiary Indigo Infra China HK Limited, sold its interests in SUNSEA-INDIGO HK Ltd to its historical partner Sunsea



Refinancing of the revolving credit facility with a new sustainability linked facility of €300m with extended maturity to July 2027, reinforcing the group's liquidity profile at good conditions. Indigo defined two KPIs (the reduction of carbon emissions in Scopes 1 & 2 and the electric power installed in the EV charging points) which are in line with its CSR and ESG strategy



On 31 August 2022, Indigo and PareBem completed their business combination in Brazil. Indigo is the majority shareholder of the combined entity with c. 55% of interest. On the same day, Indigo sold its shares in Indigo Infra Hoboken LLC, owner of the Hudson Tea carpark in Hoboken, located in New Jersey. With the sale of its interest in LAZ Karp Associates LLC in December 2021, Indigo has no more operations in the United States

2.3. Key wins in H1 2022

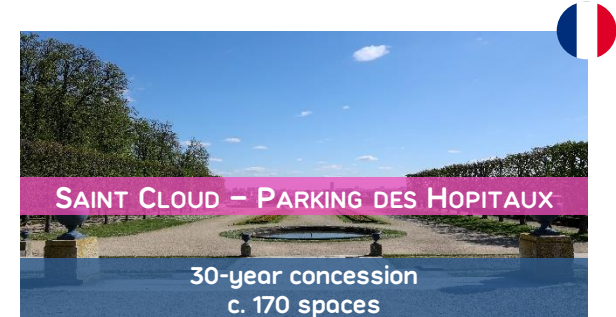
Strengthening geographic diversification France



- Indigo renewed the operation of 5 car parks located in the city center and around the train station in Lille.
- Euralille contract is Indigo's biggest contract in France.
- Operations will start in January 2023.



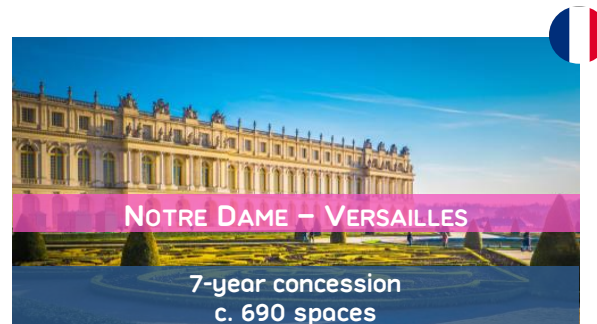
- Indigo renewed the operation of on-street and 12 car parks spaces spread out over 4 cities located in western greater Paris.
- Due to its size, this contract greatly strengthens Indigo's position within greater Paris.
- Operations renewed in March 2022.



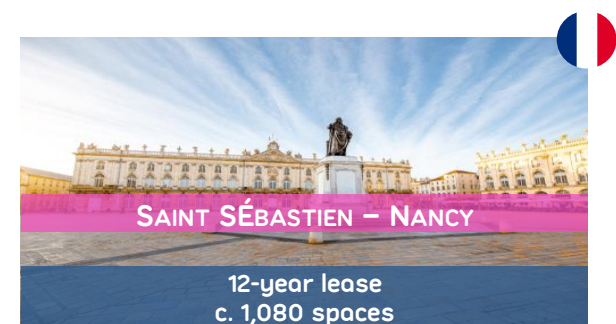
- Indigo won the operation of the Parking des Hopitaux in Saint Cloud.
- With this contract, Indigo is the only operator in Saint Cloud.
- Operations are expected to begin during the summer of 2024.



- Indigo won the operation of 18 car parks within the alpine ski resort of Tignes.
- All existing car parks will be renovated and one will be built in order to improve traffic speed during the skiing season.
- Operations are expected to begin end of 2022.



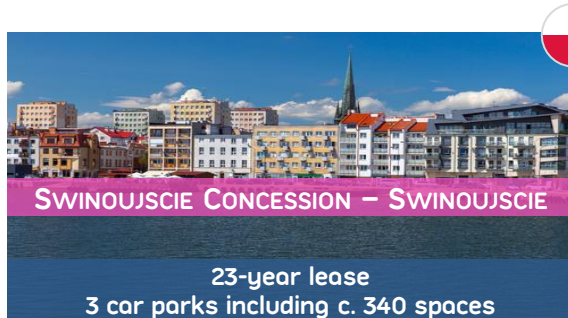
- Indigo renewed the operation of Notre Dame car park in Versailles comprising c. 690 spaces.
- It enabled the Group to keep its leader position within the city.
- Operations renewed in September 2022.



- Indigo won the tender to operate the Saint Sébastien car park located over the same named commercial center.
- New shops and new services as the deployment of 55 EV charging stations will be launched.
- Operations started 1st June 2022.

2.3. Key wins in H1 2022

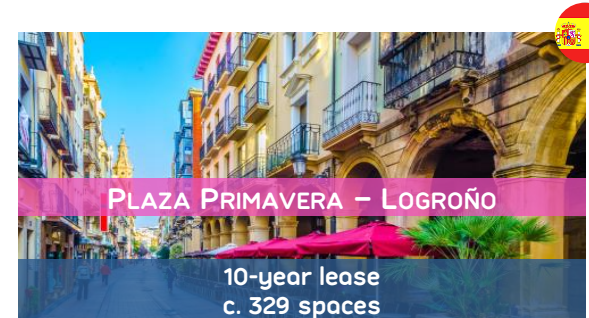
Accelerating international expansion in strategic countries



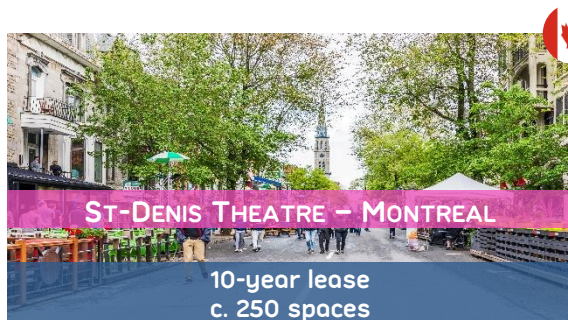
- Indigo won the tender to operate 3 car parks within the city center, close to generators such as apartment complexes and office spaces.
- This contract further strengthens Indigo's presence in Poland.
- Operations expected to begin in January 2023



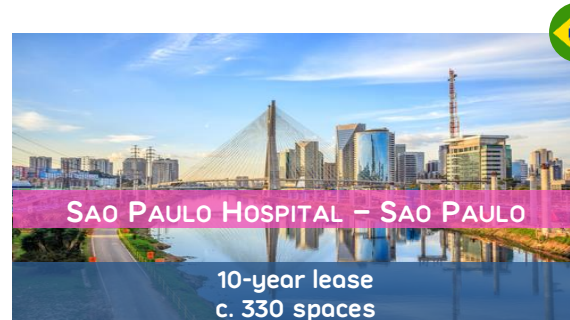
- Indigo extended the duration of operations of the Brasserie car park located in Luxembourg.
- This duration extension confirms Indigo's position within Luxembourg for events and housing facilities.



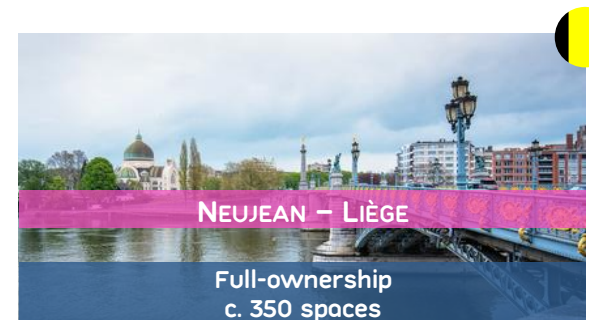
- Indigo signed a 10-year lease contract (with an acquisition option) for the operation of the car park Primavera in Logroño, located near one of the main squares of the city.
- During summer 2022, Indigo exercised its option and bought the car park.



- Indigo renewed the operation of the St-Denis Theatre, a key player located in the Quartier des Spectacles.
- St-Denis Theatre will welcome additional shows and thousands more spectators from 2023.
- Operations renewed from June 2022.



- Indigo won the tender to operate the 3 car parks of the main hospital within the city to welcome the staff, the patients and ambulances.
- This contract further strengthens Indigo's presence in hospitals in Brazil.
- Operations started in May 2022.



- Indigo acquired a full ownership car park near the city center of Liège. This contract strengthens Indigo's infrastructure assets and makes Indigo the main operator in the city.
- Operations are expected to start by the end of 2022.

2.4. Business combination with PareBem

PareBem overview



Spaces

100,000



Operations

150



Employees

1,800



Main regions and generators



- **Business combination** between PareBem, subsidiary of Patria, a leading alternative investment firm, and Administradora Geral de Estacionamentos, Indigo Group's Brazilian car parking subsidiary
- Through a **limited cash-out**, Indigo is the **majority shareholder** of the combined entity with c. 55% of interest

- **Continuing our growth strategy** in Brazil as a robust B2B player, **strengthening our second position** on the local market and **enriching our long term-portfolio**

- The new entity manages **330 000 spaces**, making it **one of the leaders** in the highly promising Brazilian market for individual mobility

- **Expanding our geographic presence** especially in Sao Paulo, Porto Alegre, Rio de Janeiro, Fortaleza and Curitiba, and **entering on-street parking services**

- **Significant operational synergies** expected with the strong complementary geographical footprint

- Partnering with Patria, a **well-known and leading private equity fund** in LATAM

- The combined entity will operate the car park under the **INDIGO brand**



Shopping Malls



Airports



Hospitals



On-street services



Commercial Buildings



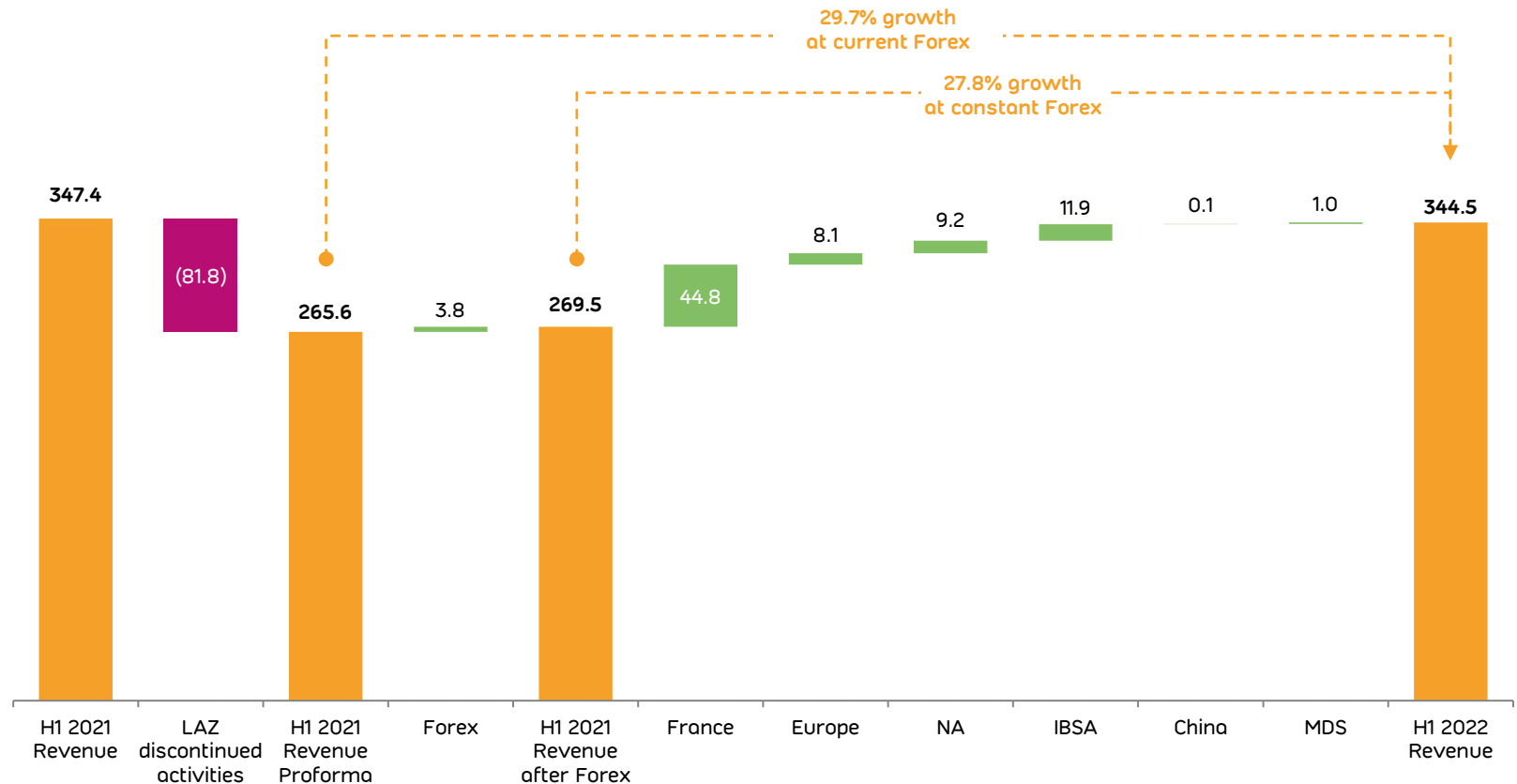
3. Financial performance

3.1. Revenue	16
3.2. EBITDA	18
3.3. Income Statement	20
3.4. Capital Expenditure	21
3.5. Cash-Flow	22

3.1. Revenue

Revenue is higher by +27.8% compared to H1 2021 Proforma¹

Global Proportionate – Revenue bridge H1 2021 to H1 2022 (in €m)



In H1 2022, revenue increased by 27.8% (+€75.0m) at constant forex, excluding the disposal of our interest in LAZ Karp Associates LLC. All business units are participating to the recovery, especially France (+€44.8m) and IBSA (€+11.9m) which have been the main contributors to this revenue growth

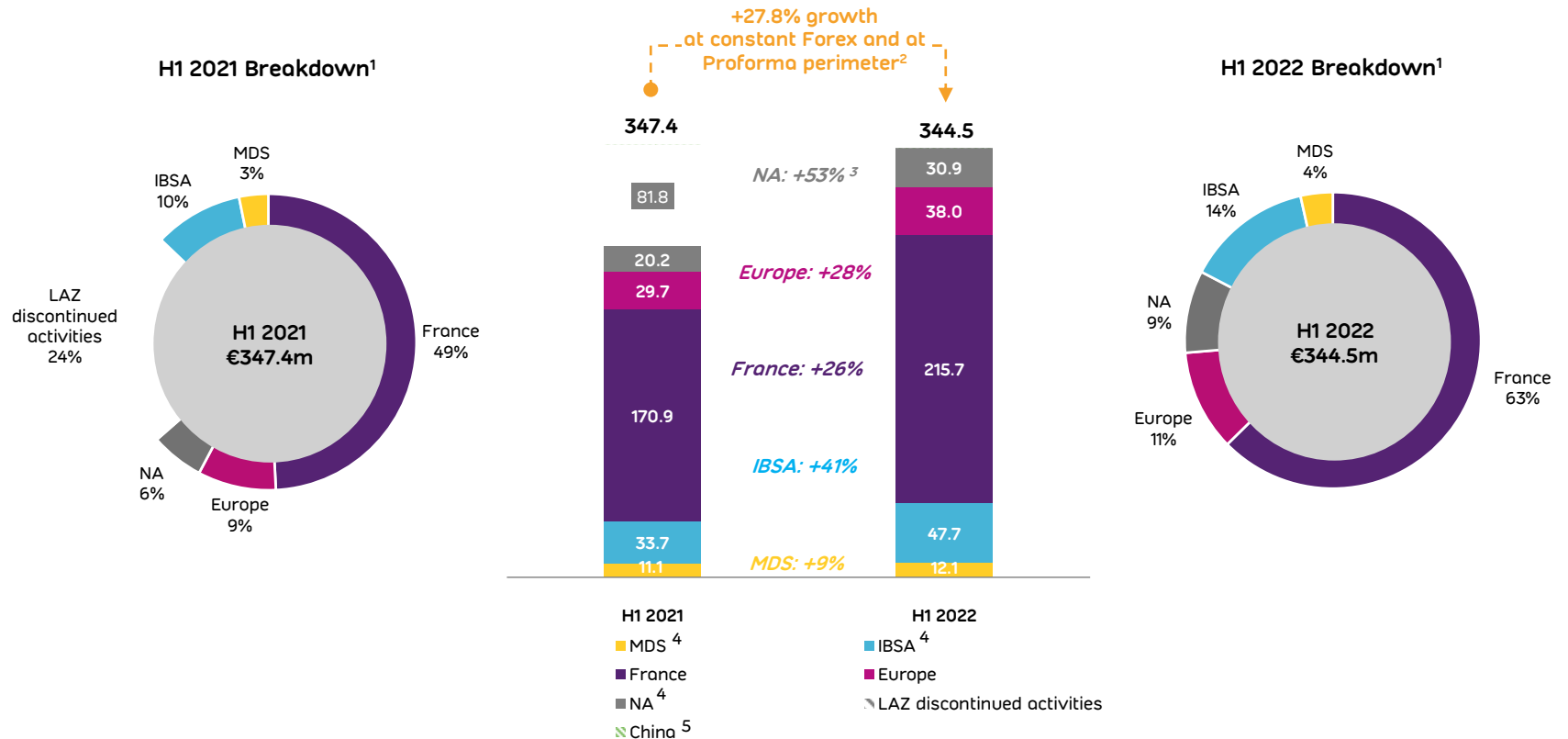
Note

1. At constant Forex in comparison with H1 2021 on a Proforma perimeter (excluding LAZ Karp Associates LLC)

3.1. Revenue

Diversified portfolio that mitigated the risk

Global Proportionate - Revenue per business unit (in €m)



Geographical rebalancing portfolio following the disposal of our interest in LAZ Karp Associates LLC. France is the main contributor as it represents 63% of H1 2022 revenue

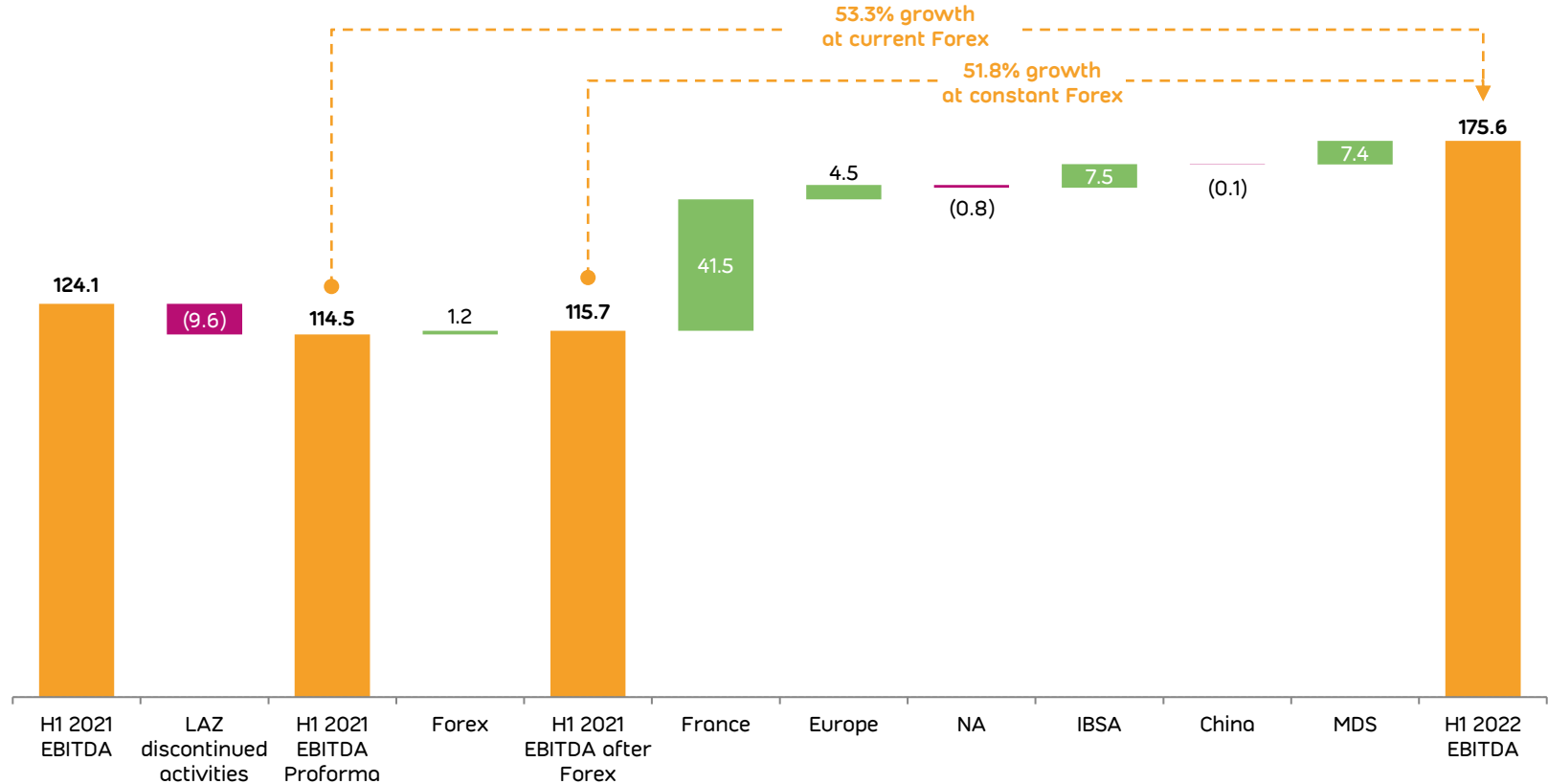
Notes:

1. Excluding China contribution
2. At constant Forex in comparison with H1 2021 on a Proforma perimeter (excluding LAZ Karp Associates LLC)
3. Growth in North America from H1 2021 to H1 2022 excludes LAZ discontinued activities
4. NA = North America; IBSA = Iberica & South America; MDS = Mobility & Digital Solutions
5. H1 2021 China revenue amounted to €0.0m. H1 2022 China revenue amounted to €0.1m

3.2. EBITDA

EBITDA is higher by +51.8% compared to H1 2021 Proforma¹

Global Proportionate – EBITDA bridge H1 2021 to H1 2022 (in €m)



Excluding the disposal of our interest in LAZ Karp Associates LLC, H1 2022 EBITDA increased by +51.8% (+€59.9m) at constant Forex compared to H1 2021. All business units are participating to the recovery thanks to better revenue and savings

Note

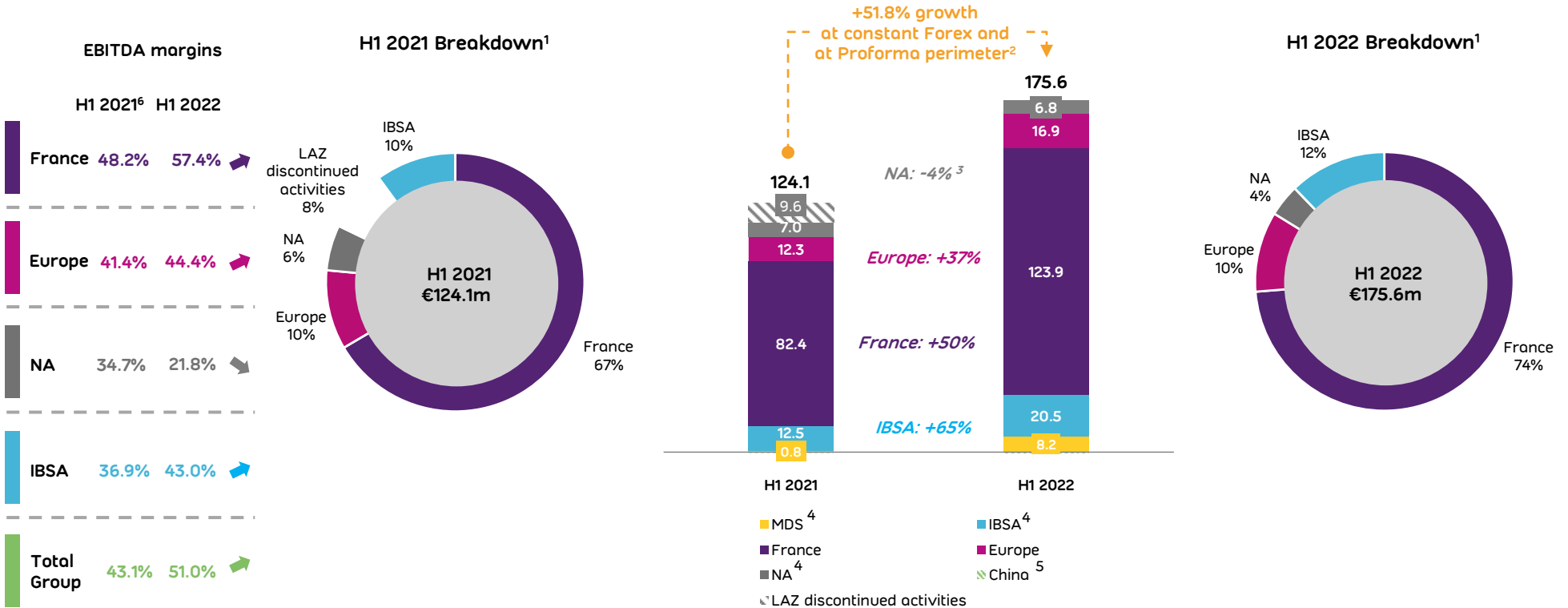
1. At constant Forex in comparison with H1 2021 on a Proforma perimeter (excluding LAZ Karp Associates LLC)

3.2. EBITDA

2/2

Attractive EBITDA margins across business units

Global Proportionate EBITDA per business unit (in €m)



EBITDA margin increased during H1 2022 from 43.1% to 51.0% mainly due to the rise of the EBITDA margin in France from 48.2% to 57.4%

Notes:

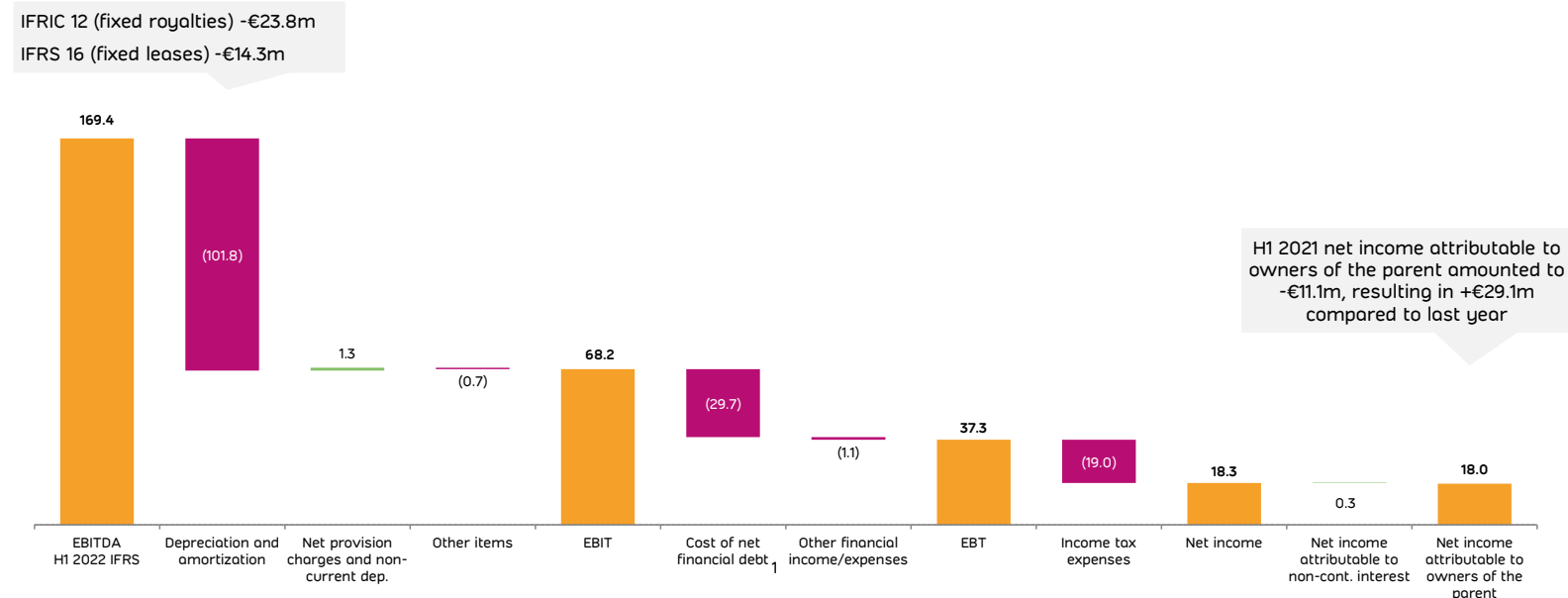
1. Excluding China and MDS contribution
2. At constant Forex in comparison with H1 2021 on a proforma perimeter (excluding LAZ Karp Associates LLC)
3. Growth in North America from H1 2021 to H1 2022 excludes LAZ discontinued activities
4. NA = North America; IBSA = Iberic & South America; MDS = Mobility & Digital Solutions
5. H1 2021 China EBITDA amounted to €-0.4m. H1 2022 China EBITDA amounted to €-0.6m
6. H1 2021 margins are restated of the disposal of our interest in LAZ Karp Associates LLC

3.3. Income Statement

Significant improvement of the Group's net income compared to H1 21

Revenue GP to Revenue IFRS				EBITDA GP to EBITDA IFRS			
in €m	H1 2021	H1 2022	Δ	in €m	H1 2021	H1 2022	Δ
Revenue - GP	347.4	344.5	(0.8%)	EBITDA - GP	124.1	175.6	41.4%
LAZ discontinued activities	(81.8)	-	n.a	LAZ discontinued activities	(9.6)	-	n.a
Revenue - GP Pro-forma perimeter	265.6	344.5	29.7%	EBITDA - GP Pro-forma perimeter	114.5	175.6	53.3%
USA	-	-	n.a	USA	-	-	n.a
Colombia	1.8	3.3	84.5%	Colombia	(0.1)	0.5	n.a
China	0.0	0.1	n.a	China	(0.4)	(0.4)	11.8%
Smovengo	10.3	10.7	3.8%	Smovengo	1.7	3.5	103.4%
Other	4.0	4.6	13.4%	Other	1.9	2.5	31.8%
Revenue - IFRS	249.5	325.8	30.6%	EBITDA - IFRS	111.3	169.4	52.2%

From EBITDA to net income (IFRS) – H1 2022 (€m)



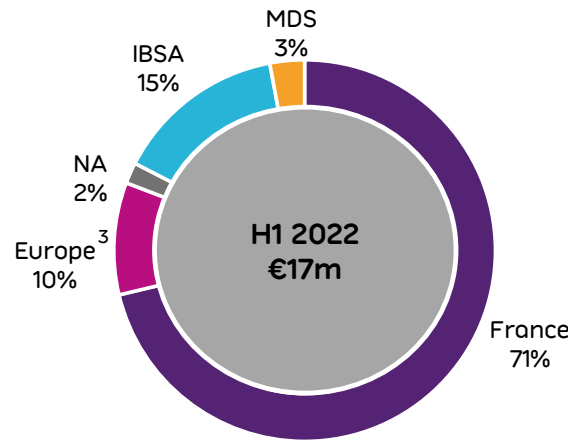
Note

- Excluding the impacts of IFRIC 12 and IFRS 16, the cost of net financial debt is €24.6m for H1 2022 against €19.2m for H1 2021

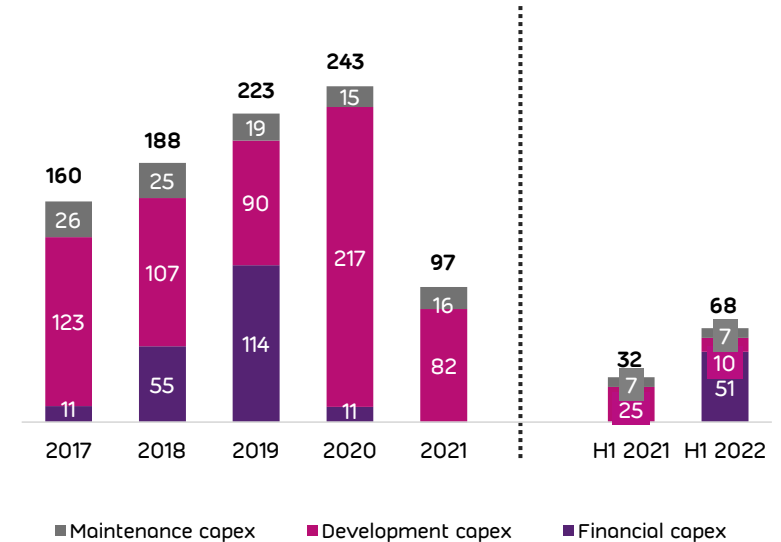
3.4. Capital Expenditure

Continuous investments in infrastructure contracts

Capex¹ breakdown - Development & Maintenance



Capex^{1,2} evolution 2017 – H1 2022 (€m)



Financial Capex amounted to €51m in H1 2022 including the acquisition of the off-street parking activities of Transdev Group and Covivio in France and the acquisition of Parking Neujean (ownership) in Belgium

The main development capex in H1 2022 include some construction works in France, new leases in Brazil and also some ownerships contracts such as Coeur de Ville Bezons and Bobigny Coeur de Ville in France. Development capex also include the cash-in related to the expropriation from the car park of Lausanne railway station

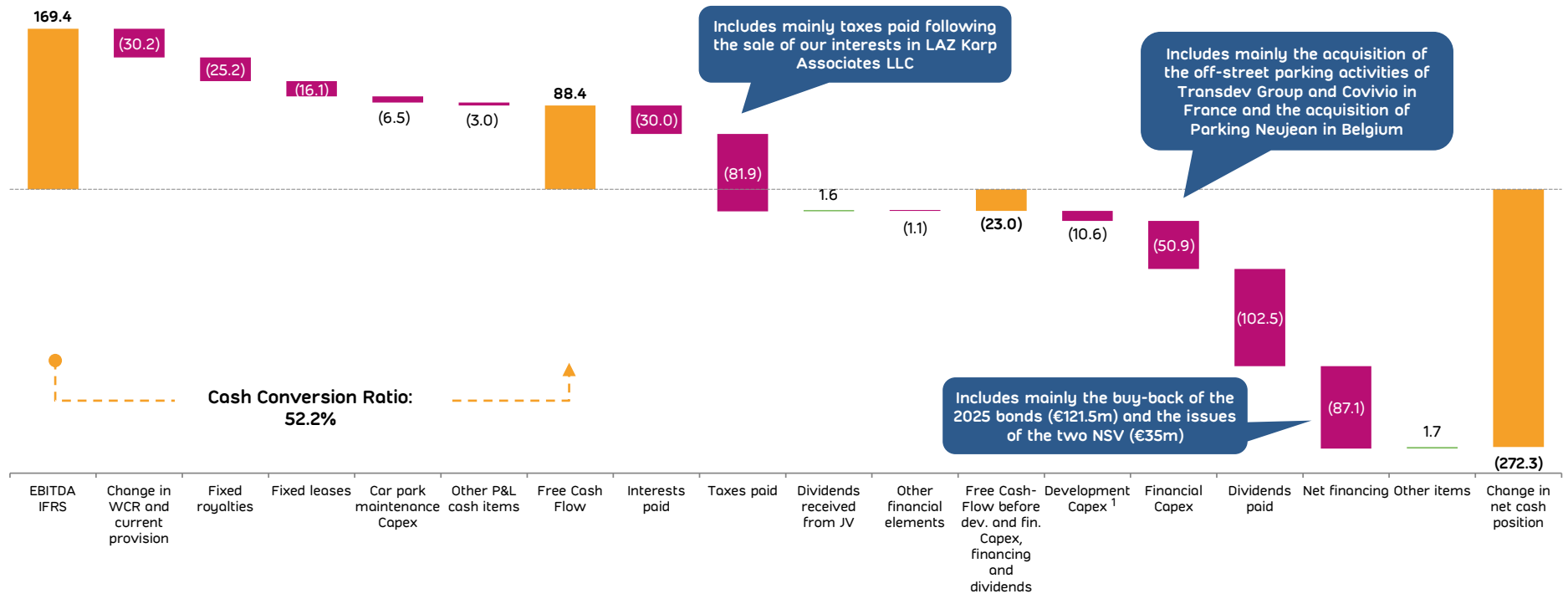
Notes

1. Only paid Capex are considered in the analysis, excluding IFRIC 12 and IFRS 16 Capex
2. Excluding net effect of changes in scope of consolidation
3. Excluding the cash-in related to the expropriation from the car park Lausanne railway station

3.5. Cash-Flow

Decrease in cash during the H1 2022 notably due to the dividends paid and the liability management operations

Indigo Group Cash-Flow bridge (IFRS) – H1 2022 (€m)



Cash Conversion Ratio decreases to 52.2% in H1 2022, mainly explained by the change in working capital. During the Covid-19 crisis, working capital optimization have made it possible to increase the cash flow ratio at a significant level.

In H1 2022, the Group’s cash reduced by €272.3m notably due to the taxes paid following the sale of LAZ, the financial capex, the dividends paid and the liability management operations

Note

1. Development capex include other maintenance capex not relating to car parks

4. Financial policy

4.1. Strong and prudent financial policy	24
4.2. Strong liquidity	25
4.3. Strong financial structure	26

4.1. Strong and prudent financial policy

Strong liquidity

- Strong liquidity as of 30 June 2022 with a net cash position of €178m
- €300m of RCF undrawn as of 30 June 2022 maturing in Oct. 2023¹

Prudent financing strategy

- Active debt management with the partial buy-back of the 2025 bond
- Refinancing of the €300m RCF with a RCF Sustainability Linked with extended maturity in 2027
- New NSV issues of €25m and €10m with 10-year and 14-year maturities respectively
- No corporate refinancing need before 2025

Investment policy

- Flexible policy as several investments could be cancelled or postponed
- Focus on opportunities that may arise from the crisis while maintaining a great selectivity with the intention to maintain ratios commensurate with an Investment Grade rating

Asset management

- Geographical portfolio rebalancing with the exit from China and the United States and the consolidation of the Brazilian market
- Enhance our assets and develop adjacent services

Strong liquidity assessed by S&P

Flexible investment policies to commensurate with Investment Grade rating and respect the financial & business thresholds defined by S&P

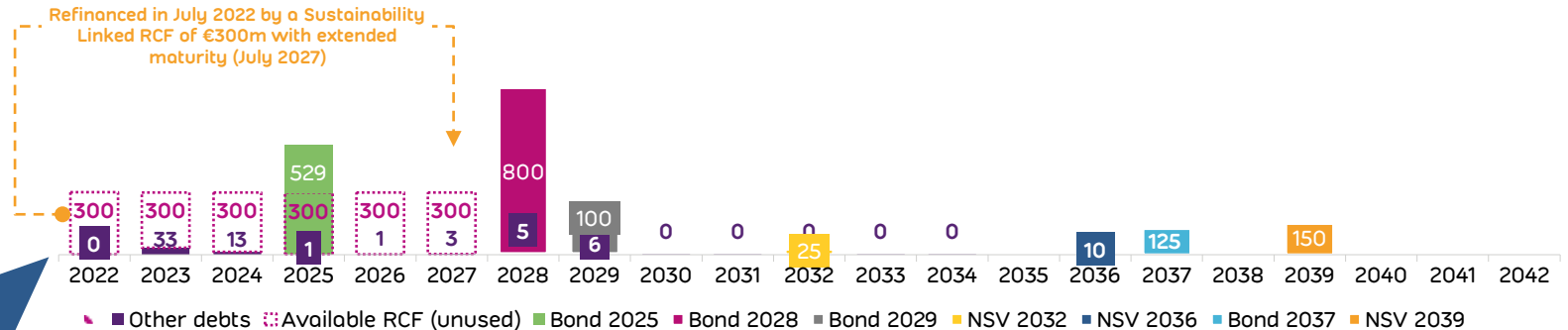
Note

1. Refinanced in July 2022 by a Sustainability Linked RCF of €300m with extended maturity (July 2027)

4.2. Strong liquidity

No refinancing need before 2025

Debt maturity profile as of 30 June 2022 (in €m)



A net cash position of c. €178m as of 30 June 2022

Successful refinancing of the existing RCF in July 2022 by a Sustainability Linked Instrument of €300m with extended maturity (July 2027) reinforcing the group's liquidity profile at good conditions. Indigo defined two KPIs which are in line with its CSR and ESG strategy:

- the reduction of carbon emissions in Scopes 1 & 2 and
- the electric power installed in the EV charging points

S&P rating "BBB-/positive"

- On 07 July 2022, S&P affirmed Indigo Group's credit rating **BBB-** and **improved outlook from stable to positive**
- To maintain an Investment Grade rating, Indigo Group:
 - ✓ targets adjusted FFO/Debt ratio to remain above 9% on average
 - ✓ targets debt to EBITDA to be lower than 6.5x on average
 - ✓ targets adjusted EBITDA margin above 30%
- Indigo Group will be maintained as the main Group funding vehicle to limit structural subordination in line with S&P's guidelines

Optimized financing costs

- **A decreasing net debt cost:**

Year	Net debt cost (%)
2015	2.9%
2016	2.6%
2017	2.4%
2018 ¹	2.4%
2019	2.1%
2020	2.1%
2021	2.1%
- **Limited exposure to interest rate risk**
 - ✓ Maintain at least 60% of fixed or capped rate debt as per the group financing policy
 - ✓ As of 31 December 2021, 90% of the Group's debts bear fixed rate (after hedging)

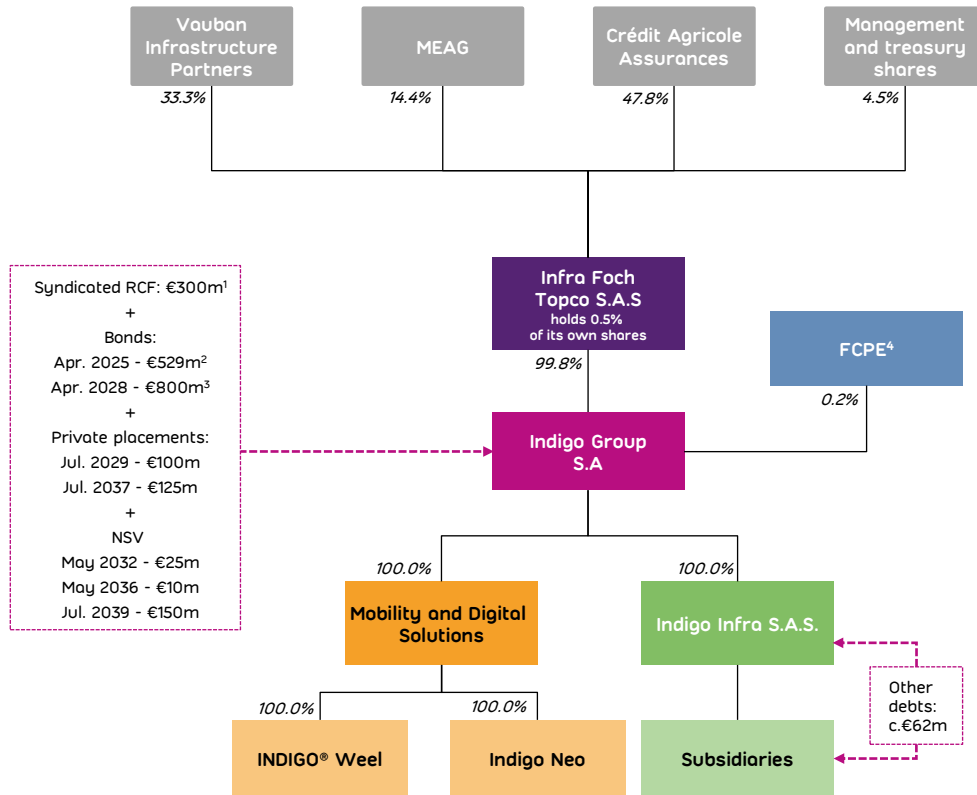
Note

1. 2018 restated from one-off costs mainly related to the refinancing of the 2020 bond (of which impact of the exercise of the make-whole call for €19.8m, early termination of a swap -€2m, amortized cost on the 2020 bond for €1.9m)

4.3. Strong financial structure

H1 2022 Group financial leverage reached 5.9x in GP

Simplified structure chart as of 30 June 2022



Indigo Group's net financial debt (IFRS)

In €m	31/12/2020	31/12/2021	30/06/2022	Δ 2021
Bonds	1 814.2	1 813.6	1 725.7	(87.9)
Revolving credit facility	(0.1)	-	-	-
Other external debts	55.8	54.2	61.7	7.5
Accrued interests	24.0	24.1	15.0	(9.1)
Total long-term financial debt excluding fixed fees and leases	1 893.8	1 891.9	1 802.4	(89.5)
Financial debt related to fixed royalties	325.4	304.0	296.8	(7.2)
Financial debt related to fixed leases	132.0	114.1	139.3	25.2
Total long-term financial debt	2 351.2	2 310.1	2 238.4	(71.7)
Net cash	(220.2)	(449.9)	(177.7)	272.2
Hedging instruments FV	(5.1)	(2.1)	3.8	5.9
Net financial debt	2 126.0	1 858.1	2 064.6	206.5
Reported EBITDA (LTM)	220.5	288.5	346.6	58.1
Net financial leverage	9.6x	6.4x	6.0x	(0.5x)

IFRS

Indigo Group's net financial debt (GP)

In €m	31/12/2020	31/12/2021	30/06/2022 ⁵	Δ 2021
Net financial debt	2 150.2	1 861.3	2 068.7	207.4
LTM EBITDA	242.0	318.0	353.6	35.6
Net financial leverage	8.9x	5.9x	5.9x	(0.0x)

GP

The H1 2022 Group financial leverage reached 5.9x in GP, in line with 2021. The strong recovery in terms of EBITDA offset the increase of the net financial debt

Notes

1. Refinanced in July 2022 by a Sustainability Linked RCF of €300m with extended maturity (July 2027)
2. Initially €650m. Partial buy-back in May 2022 of €121.5m
3. New funding raised in June 2019 through a €100m tap of the €700m 1.625% due in April 2028
4. Employee shareholding funds (Fonds Commun de Placement Entreprise - FCPE) for €2.6m
5. Proforma EBITDA with the disposal of our interest in LAZ Karp Associates LLC

5. Conclusion

5. Conclusion

- 1 **A global leader in car parks with entrenched leading positions in core markets**
- 2 **Well diversified business model drove outperformance against peers through the pandemic**
- 3 **Proven commitment to a prudent financial policy demonstrated in 2021 and 2022**
 - Improvement of the outlook from stable to positive & confirmation of the BBB- rating by S&P
 - Active debt management with the partial buy-back of the 2025 bond and the refinancing of the RCF
 - Renegotiations of lease and concession contracts
- 4 **Traffic back to 2019 level**
- 5 **Committed toolbox available to continue to defend an investment grade rating**
 - Flexible investment policy
 - Flexible dividend policy
- 6 **Acceleration of the CSR policy as illustrated with the refinancing of the RCF with a Sustainability Linked instrument including two KPI:**
 - Reduction of carbon emissions in Scopes 1 & 2
 - Electric power installed in the EV charging points

6. Appendix

6.1. Balance Sheet	30
6.2. A strategy oriented towards four main pillars...	31
6.3. ... With a tailored digitalization strategy	32
6.4. ... And an ambitious CSR roadmap	33
6.5. Strong non-financial performance by Vigeo Eiris	34

6.1. Balance Sheet

H1 2022 – IFRS

Assets	€m	Liabilities	€m
Concession intangible assets	943.2	Share capital	160.0
Goodwill	827.0	Share premium	230.0
Property, plant and equipment	805.3	Other	70.3
Concession tangible assets	158.3	Consolidated shareholder's equity	460.3
Investments in companies under equity method	31.2	Minority interests	15.8
Other non-current assets	116.3	Total equity incl. minority interests	476.1
Deferred tax assets	62.6	Financial debt excl. IFRIC 12 and IFRS 16	1 803.6
Financial derivatives	1.2	IFRIC 12 impact on debt	296.8
Cash, cash equivalents and other cash assets	178.9	IFRS 16 impact on debt	139.3
Other current assets	288.1	Liabilities related to discontinued operations and other assets available for sale ¹	24.1
Assets related to discontinued operations and other assets available for sale ¹	33.5	Deferred tax liabilities	123.3
		Provisions	77.2
		Financial derivatives	5.0
		Other current liabilities	500.1
		Total liabilities	2 969.5
Total assets	3 445.6	Total equity & liabilities	3 445.6

Notes

1. Net book value of the assets owned by Indigo Infra Hoboken, sold by the Group in August 2022

6.2. A strategy oriented towards four main pillars...



INFRA MODEL

Off-street
& On-street

Deliver exceptional customer experience in our car parks (safe and clean assets with seamless car and pedestrian access/exit)



DIGITAL

Make parking a peaceful digital experience (locate, buy/subscribe, pay) for all our customers



MOBILITY

Facilitate the operation and the transition of the city curb space, deploy a first class and dense EV charging infrastructure and concentrate our soft mobility offering on bikes



SERVICES

Offer innovative and scalable solutions to the last-mile logistic and adapt other on-demand services (EV charging, curbside, etc.) to local needs

6.3. ... With a tailored digitalization strategy

Only sales channel in Europe to digitalizing sales of all group's products and services on a unique digital platform in Europe


1 **Digitalization** of all group's, off and on-street, products and services:

- Subscriptions, booking, on-demand sessions
- Park & Charge,
- Cyclopark,
- Professional fleet products,
- Motorized 2-wheelers

2 **Development of digital distribution partnerships** with customer generators via our APIs

3 **Strengthening Customer Experience** for final customers

4 **Extend the average basket and increase ARPU**



Launch of Indigo Neo ecosystem in fall 2022 in France and by early 2023 in the rest of the Group

6.4. ... And an ambitious CSR roadmap

Improving our fundamentals with specific focus points

SOCIAL

- Launch of a program to better **attract, welcome and retain** our talents
- With a specific focus on the **recruitment and place of women** in parking
- That includes our **overall work on health and safety, trainings, diversity, equality...**

SOCIETAL

- Reinforce and better monitor our **local and national commitments**
- Guarantee **ethic & compliance awareness** of our managers
- Create the **INDIGO Group foundation** to increase our positive impact

ENVIRONMENT

- **Promotion of green mobility** (10,000 charging points for EV and INDIGO Weel offer deployment...)
- Follow our **GO for Climate program**
- In 2022, focus on **biodiversity in towns and cities**



6.5. Strong non-financial performance by Vigeo Eiris

VIGEO rating agency awarded Indigo Group a 65/100 rating as part of the non-financial rating process in December 2021

